

KBT9L4VN

Product family	Hood
Hood Type	Decorative wall hood
Design	T flat
Extraction	Extraction
Electronic control	Yes
Material	Stainless steel
Type of steel	Brushed
EAN code	8017709305734
Hood width	90 cm



Aesthetics





Aesthetic	Universale	Glass Type	Black
Colour	Stainless Steel and Glass	Serigraphy colour	Black
Finishing	Satin	Logo	Silk screen

Controls



Control setting	Touch control back-lighted	Display	Yes
Led color	White		

Programme / Functions

No. of speeds	3
Intensive speed	
24h air filter function	
Time-setting options	
Auto-vent 2.0	

Technical Features



No. of lights	1	No. of filters	3
Light type	LED	Anti-grease filters	Aluminium
Light Power	7.3 W	Filter replacement indicator	Yes
Dimmer mode	Yes	Vent outlet	150 mm
Light color temperature range	3000° - 5700° °K	Minimum distance from GAS hob	650 mm
Free outlet maximum capacity	730 m³/h	Minimum distance from ELECTRIC hob	500 mm
Motor power	230 W	Non return valve	Yes

	Extraction rate IEC 61591 [m³/h]	Noise level IEC 60704-2-13 [dB(A)]
Speed 1	252	48
Speed 2	341	55
Speed 3	453	62
Intensive speed	705	72

Accessories Included

Tube reduction Yes

Performance / Energy Label

A

Annual Efficiency Consumption (AEChood)	58 kWh/a	Airborne acoustical A-weighted sound Power Emission at maximum speed (SPEmax)	62 dB(A)
Energy efficiency class (EEC)	A	Airbourne acoustical A-weighted sound power emission at boost speed (SPEboost)	71 dB(A)
Fluid Dynamic Efficiency (FDE)	30.5	Power consumption in stand-by mode (Ps)	0.42 W
Fluid Dynamic Efficiency class (FDEC)	A	Time increase factor (F)	0.9
Lighting Efficiency (LE)	28.2 lux/W	Energy Efficiency Index	54.0
Lighting Efficiency Class (LEC)	A	Measured air flow rate at best efficiency point (Qbep)	385 m³/h
Grease Filtering Efficiency (GFE)	73.7 %	Measured air pressure at best efficiency point (Pbep)	461 Pa
Grease Filtering Efficiency Class (GFEC)	D	Measured electric power input at best efficiency point (Wbep)	161 W
Air flow at minumum speed (Qmin)	252 m³/h	Nominal Power consumption of the light system (WL)	7 W
Air flow at maximum speed (Qmax)	453 m³/h		
Air flow at boost speed (Qboost)	705 m³/h		

Airborne acoustical A-weighted sound Power Emission at minimum speed (SPEmin) 46 dB(A)

Average illumination of the light on the cooking surface (Emiddle) 209 lux

Sound power level at highest setting (Lwa) 62 dB(A)

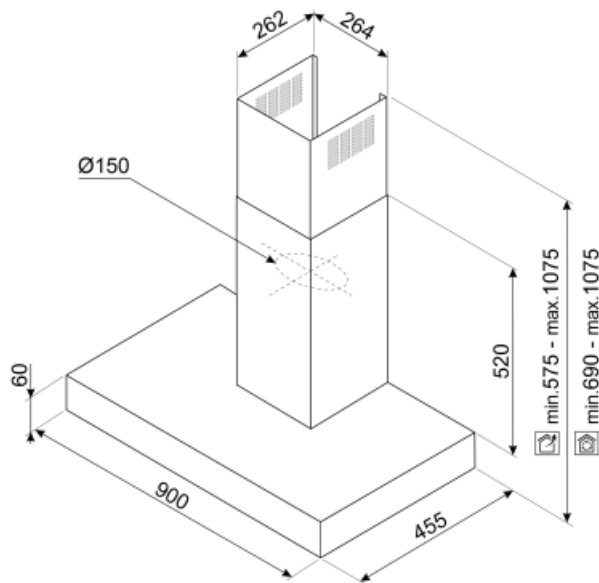
Electrical Connection

Electrical connection rating 238 W


Frequency (Hz) 50-60 Hz

Voltage 220-240 V

Power supply cable length 1500 mm




Not included accessories



KITFCKBT

1 pcs di filtro a carboni attivi per i modelli di cappe KBT* / KBCT*



KITFCKBTR












1 pcs of Charcoal filter Regenerable* suitable for all the KBT/KBCT models.
* It can be washed in the dishwasher up to 12 times and dry in the oven at max 90° for 60 min. dimension 237,5(H)x245x10 mm



KITCEKBT

Chimney extension, dimensions 261,5 * 260 * 830 mm suitable for T-shape hood KBT* & KBCT*, max hight 1380 mm Stainless Steel

Symbols glossary (TT)

-  24h: When selected this function refreshes the air for c. 10 minutes every hour over a 24 hour period, at minimum speed and an imperceptible noise level.
-  Filters: Model has filters to help remove grease from the steam emanating from the pans during cooking.
-  LED display: to show programmes, functions and options selected and the time to the end of the cycle.
-  Lights: All cooker hoods feature lights to illuminate the cooking area or add to the ambience of the kitchen.
-  Connection between hob and hood
-  Tunable white from warm to cold
-  A: Product drying performance, measured from A+++ to D / G depending on the product family
-  Switch off automatically: A special setting, to run after the end of cooking for a pre-set time and then switch off automatically.
-  Warning light(s): to advise when filters need changing.
-  Intensive/turbo setting: when extra fast extraction is required.
-  Dimmering Lights