

LB2T04SG

EAN Code	8017709346201
Product Family	Washing Machine
Commercial width	60 cm
Commercial depth	Standard capacity
Installation	Free-standing
Load type	Frontal



Programmes

Controls

Programmes graphics

No. of programmes

Programmes

Electronic

Written in EN

15



Allergy Safe

Colors



Jeans/Darks



Hand Wash



Spin and Drain



Rinse



Cotton



Cotton 20°



Cotton Prewash



Eco 40-60



Wool



Outdoor

Duvet



Quick wash 15 min



Rapid 60' 60°

Washing Temperature

Cool

30°C

40°C

50°C

60°C

70°C

80°C

90°C

Special programmes

Outdoor



Wool



Quick 15 min



Allergy Safe

Display

Residual time indicator

delay start

spin regulation

temperature regulation

Display type



Buttons/Options



Delay timer

Spin Speed

Temperature



Quick



Steam

On/off indicator (light)

Yes

End of cycle indicator (light)

On display

Technical Features



Type of motor	Brushless/Inverter
Electronic control functioning	Yes
Programme selection knob	Yes
Spin speed selection on display/LED	No spin/ 400/ 600/ 800/ 1000/ 1200/ 1400
Display/led for temperature regulation	Yes
Polypropilene tank	Yes
Drum capacity	62 l

Door diameter	33 cm
Door opening	160°
Automatic variable load	Yes
Antifoam system	Yes
Load balancing system	Automatic
Easy to access filter	Yes
Child lock (functions block)	Control block

Performance / Energy Label NEW



Supplier's name or trademark	SMEG
Rated Capacity	10 kg
Energy Efficiency Class	A

Airbone acoustical noise class	B
Airbone acoustical noise	75 dB(A) re 1 pW
Programme duration at rated capacity	3:59 h:min



















Not included accessories

KITPLV2

Kit extension for dishwasher and washing machine: length mt. 2



Symbols glossary

 <p>Variable load: In all models of washing machines is present the system of variable load, according to which the machine automatically diversifies the wash cycle and the time of operation depending on the quantity and type of laundry introduced, allowing a significant saving of water and energy power, up to 30% compared to the versions with fixed load.</p>	 <p>Automatic Load Balancing: provides an ideal distribution of laundry in the drum. In case if the imbalance is detected, the rotation speed starts being controlled in such way to evenly redistribute laundry in the drum, and thus reduce vibration.</p>
 <p>Child lock: some models are fitted with a device to lock the programme/cycle so it cannot be accidentally changed.</p>	 <p>Energy efficiency class A</p>
 <p>Delay timer: can be set to run the programme at a convenient time or to take advantage of off-peak energy periods.</p>	 <p>LED display: to show programmes, functions and options selected and the time to the end of the cycle.</p>
 <p>33 cm: Large loading hatch of 30-32-33 cm in diameter, makes laundry loading and unloading easier and faster with maximum ease of use.</p>	 <p>This option advises when the periodic cleaning of the filters is needed, in order to avoid forgetfulness and thus guarantee the perfect functioning of the dryer over time. The convenient position of the filters makes maintenance fast and extremely simple.</p>
 <p>Inverter technology: The evolution of Smeg's driers towards more intelligent and environmentally sustainable models has led to the choice of using Inverter technology with heat pumps, which reduces significantly energy consumption.</p>	 <p>Antiallergic: Antiallergic program with particular attention to the total removal of residual detergent.</p>
 <p>For lightly soiled fabrics in cotton and linen</p>	 <p>Cotton: For soiled fabrics in cotton</p>
 <p>Use to wash your normally soiled, durable cotton and linen laundry. Although it washes longer than all other programmes, it provides high energy and water savings. Actual water temperature may be different from the stated wash temperature. When you load the machine with less laundry (e.g. ½ capacity or less), programme time may automatically get shorter. In this case, energy and water consumption will decrease more, providing a more economic wash. This programme is available in the models with the remaining time indicator.</p>	 <p>Prewash cotton</p>
 <p>To drain the water in the machine.</p>	 <p>Hand wash: this specific programme for delicate fabrics uses slower rotations of the drum to ensure the utmost care for clothing.</p>
 <p>Super fast 15 min: a programme designed to wash small amounts of laundry fast, ideal for washing lightly soiled garments.</p>	 <p>Extra rinse: The Extra rinse option: can be added to the selected programme when more thorough cleansing of special fabrics is needed.</p>



Wool: this programme for wool or delicate fabrics uses slower rotations of the drum to ensure the utmost care for clothing.



Option that allow to reduce times of the selected program.



Steam Option: the steam is perfect for smoothing out creases, refreshing fabrics, neutralizing odors and releasing dirt, destroying allergens more quickly than by washing the item in water.



Jeans / Dark garments: Special cycle designed to meet the washing needs of jeans or dark garments. The program allows you to wash the garments respecting colors and minimizing creases thanks to minimal mechanical action and low temperatures.



Drum has maximum capacity of 10kg of dry laundry.